



►► Baan Dimensions 6.0

Installation and Deployment Guide for Service Pack 26

Copyright © 2009 Infor

All rights reserved. The word and design marks set forth herein are trademarks and/or registered trademarks of Infor and/or related affiliates and subsidiaries. All rights reserved. All other trademarks listed herein are the property of their respective owners.

Important Notices

The material contained in this publication (including any supplementary information) constitutes and contains confidential and proprietary information of Infor.

By gaining access to the attached, you acknowledge and agree that the material (including any modification, translation or adaptation of the material) and all copyright, trade secrets and all other right, title and interest therein, are the sole property of Infor and that you shall not gain right, title or interest in the material (including any modification, translation or adaptation of the material) by virtue of your review thereof other than the non-exclusive right to use the material solely in connection with and the furtherance of your license and use of software made available to your company from Infor pursuant to a separate agreement ("Purpose").

In addition, by accessing the enclosed material, you acknowledge and agree that you are required to maintain such material in strict confidence and that your use of such material is limited to the Purpose described above.

Although Infor has taken due care to ensure that the material included in this publication is accurate and complete, Infor cannot warrant that the information contained in this publication is complete, does not contain typographical or other errors, or will meet your specific requirements. As such, Infor does not assume and hereby disclaims all liability, consequential or otherwise, for any loss or damage to any person or entity which is caused by or relates to errors or omissions in this publication (including any supplementary information), whether such errors or omissions result from negligence, accident or any other cause.

Trademark Acknowledgements

All other company, product, trade or service names referenced may be registered trademarks or trademarks of their respective owners.

Publication Information

Document code : U9566A US
Release : Baan Dimensions 6.0
Publication date : April 09

Table of Contents

Chapter 1	Introduction.....	1-1
	Contents	1-2
Chapter 2	Installing Service Pack 26.....	2-1
	Pre-installation requirements	2-1
	Installing Service Pack 26.....	2-2
	Source codes of PMC service packs	2-4
	Derived-from VRC structure for Baan Dimensions 6.0 SP26 localizations	2-6
Chapter 3	Functional Enhancements and Important Solutions	3-1
	Automatic Scrapping.....	3-1
	Dimension Price Control	3-1
	Dimension Valuation Control	3-2
	Purchase Control	3-2

About this Guide

This guide describes the contents of Service Pack 26 and how to install Service Pack 26 on Baan Dimensions 6.0. This guide is intended for Baan IVc4 installers and system administrators.

This guide includes:

- Chapter 1, "Introduction," which briefly describes Service Pack 26 for Baan Dimensions 6.0.
- Chapter 2, "Installing Service Pack 26," which describes how to install Service Pack 26 for Baan Dimensions 6.0.
- Chapter 3, "Functional Enhancements and Important Solutions," which describes the most important functional enhancements and solutions of Service Pack 26 for Baan Dimensions 6.0.

Send us your comments

We continually review and improve our documentation. Any remarks/requests for information concerning this document or topic are appreciated. Please e-mail your comments to documentation@infor.com.

In your e-mail, refer to the document code and title. More specific information will enable us to process feedback efficiently.

Service Pack 26 is intended for Baan Dimensions 6.0 users, and can only be used to upgrade existing Baan Dimensions 6.0 installations.

Service Pack 26 contains:

- All Baan IV bug fixes from May 13, 2008 through November 16, 2008 that were required to be built into the Baan Dimensions software.
- All Baan Dimensions bug fixes from May 17, 2008 through November 21, 2008.

Service Pack 26 can be installed by the PMC tool on these hardware platforms:

- UNIX
- Microsoft Windows

This table shows for which extensions and languages Service Pack 26 is available.

Extension	Code	Dutch (1)	English (2)	German (3)	French (4)	Swedish (9)
Baan Dimensions 6.0 SP26	B40C_c4_m600	X	X	X	X	
Overlap Baan Dimensions 6.0 SP26 and Controlling (cnt0)	B40C_c4_mc06		X	X		
Overlap Baan Dimensions 6.0 SP26 and the French localization (fre0)	B40C_c4_mf06		X		X	
Overlap Baan Dimensions 6.0 SP26 and the Nordic localization (nc20)	B40C_c4_mn06		X			X

Translations for other languages are delivered upon request.

Contents

The service pack CD-ROM contains these PMC dumps and files:

- spb40c4_26m600:
Contains fixes for the Baan Dimensions 6.0 extension software and the new functionality for the extension software.
- spb40c4_26mc06:
Contains fixes for the overlap with the Controlling extension.
- spb40c4_26mf06:
Contains fixes for the overlap with the French localization.
- spb40c4_26mn06:
Contains fixes for the overlap with the Nordic localization.
- Baan Dimensions 6.0 — Installation and Deployment Guide for Service Pack 26 (U9566A US).
- Overview of solution numbers (solutions_sp26_m600.txt).

- Overview of customization parts (customization_parts_sp26_m600.txt).

Pre-installation requirements

Before you install Service Pack 26, these pre-installation requirements are applicable:

- spb40c4_26m600:
 - All service packs up to and including spb40c4_26stnd.
 - All service packs up to and including spb40c4_25m600.

- spb40c4_26mc06:
 - All service packs up to and including spb40c4_26stnd.
 - All service packs up to and including spb40c4_26cnt0.
 - All service packs up to and including spb40c4_26m600.
 - All service packs up to and including spb40c4_25mc06.

- spb40c4_26mf06:
 - All service packs up to and including spb40c4_26stnd.
 - All service packs up to and including spb40c4_26fre0.
 - All service packs up to and including spb40c4_26m600.
 - All service packs up to and including spb40c4_25mf06.

- spb40c4_26mn06:
 - All service packs up to and including spb40c4_26stnd.
 - All service packs up to and including spb40c4_26nc20.
 - All service packs up to and including spb40c4_26m600.
 - All service packs up to and including spb40c4_25mn06.

To install Service Pack 26, at least 500 MB of free disk space are required. The required space for the dimensions data depends on the database management system that you run.

Note: Ensure that a backup of the \$BSE environment and data is available. If you do not have a backup, create a backup before you start the installation procedure.

Installing Service Pack 26

To install Service Pack 26 for Baan Dimensions 6.0, complete these steps:

Copy and scan Service Pack 26

- 1 Copy the files to the type of system on which you work:

UNIX users

Copy the files from the CD-ROM to a temporary subfolder on your local system. To transfer the data from the temporary subfolder to a temporary subdirectory in the Baan root directory, such as \${BSE}/tmp/dumps, use FTP in binary mode.

Windows NT users

Copy the files from the CD-ROM to a temporary subfolder in the Baan root directory, such as e:\baan\tmp\dumps.

- 2 Ensure that you install the solutions of Service Pack 26 in the same update VRC that is used for Service Pack 25.

If Infor alliances or customers want to upgrade customizations to the level of Service Pack 26, they can install Service Pack 26 in a separate update VRC. To do so, Infor alliances or customers must manually create a new Update VRC in PMC and use the Copy Solution Registry to Derived Update VRC (ttpmc2290m000) session. After this session has been used, solutions cannot be uninstalled. Therefore, it is recommended to install the solutions in the same update VRC that is used for Service Pack 25.

- 3 Scan the PMC dumps with the Scan Solution File (ttpmc2200m000) session. Always scan the PMC dump for the Baan Dimensions 6.0 SP26 extension software (spb40c4_26m600). Depending on the extensions that are used in your package combinations, scan one or more of these PMC dumps:

- For the overlap with Controlling: spb40c4_26mc06.
- For the overlap with the French localization: spb40c4_26mf06.
- For the overlap with the Nordic localization: spb40c4_26mn06.

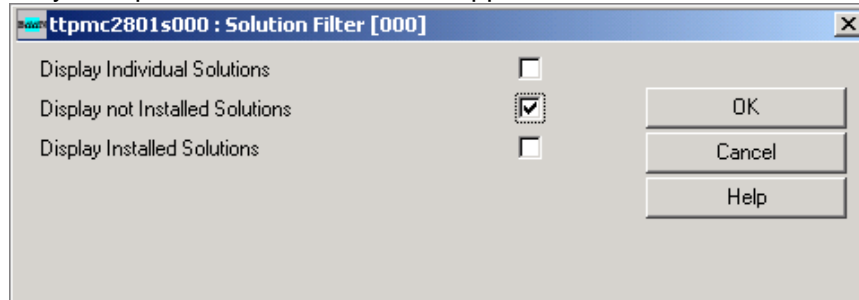
For more information, see “Derived-from VRC structure for Baan Dimensions 6.0 SP26 localizations” in this chapter.

Install Service Pack 26

To install Service Pack 26, complete these steps:

- 1 In the Process Solutions (ttpmc2101m000) session, process the PMC dumps that you copied and scanned in the previous process.

Note: If you process the solution in the Process Solutions (ttpmc2101m000) session, click **Filter** and change the settings as shown in the following figure. Only the spb40c4_26m600 solution appears.



- 2 For the 40Ccm600 package combination and all derived package combinations, run the Create Runtime Data Dictionary (ttadv5210m000) session.
- 3 For all the B40C_c4_m600 packages, run the Create Runtime Data Dictionary (Forms and Menus) (ttadv5214m000) session.
- 4 For all the B40C_c4_m600 packages, run the Create Runtime Help (ttadv5230m000) session.
- 5 To create tables for all companies on B40C_c4_m600, run the Create Tables (ttaad4230m000) session.

Source codes of PMC service packs

Solutions and service packs that are created by Infor and installed through the PMC tool include the source code of modified components. The source codes of program scripts, libraries, and functions are installed only if a previous version of the source code of the component exists in the environment in which the solution or service pack is installed.

For example, if a fix is created for solution 71291 in the program script tdlc4202, the PMC dump for this solution contains the program script source and the program object.






This solution is installed at system X in the update VRC B40U_c4_stnd. Before you install the program script source, the PMC tool checks whether the program script source exists in the update VRC, or in a VRC in the derived-from structure for the update VRC.

If the program script source of tdilc4202 already exists, the new program script source and the program object are installed from the PMC dump of the solution. If the program script source is not found, only the program object is installed.






Before you install a solution or service pack through PMC, Infor alliances or customers who require the source codes must ensure that the sources exist in the environment in which the solutions or service packs are installed.

Derived-from VRC structure for Baan Dimensions 6.0 SP26 localizations

Overlap with Controlling (cnt0) extension

	B40_c4	
	B40U_c4_stnd	VRC for patches and solutions on Baan IVc4. Ensure that you have installed Service Pack 26 in this VRC.
	B40L_c4_cnt0	
	B40U_c4_cnt0	VRC for patches and solutions on the Controlling (cnt0) extension. Ensure that you have installed Service Pack 26 in this extension VRC.
	B40C_c4_m600	VRC that contains the initial Baan Dimensions 6.0 extension software, patches, and solutions. Ensure that you have installed Service Pack 26 (spb40c4_26m600) in this extension VRC.
	B40C_c4_mc06	VRC with overlap between Baan Dimensions 6.0 and the Controlling (cnt0) extension. You must install the Service Pack 26 overlap (spb40c4_26mc06).in this overlap VRC.

Overlap with French (fre0) localization

	B40_c4	
	B40U_c4_stnd	VRC for patches and solutions on Baan IVc4. Ensure that you have installed Service Pack 26 in this VRC.
	B40L_c4_fre0	
	B40U_c4_fre0	VRC for patches and solutions on the French (fre0) localization. Ensure that you have installed Service Pack 26 in this localization VRC.
	B40C_c4_m600	VRC that contains the initial Baan Dimensions 6.0 extension software, patches, and solutions. Ensure that you have installed Service Pack 26 (spb40c4_26m600) in this extension VRC.
	B40C_c4_mf06	VRC with overlap between Baan Dimensions 6.0 and the French (fre0) localization. You must install the Service Pack 26 overlap (spb40c4_26mf06) in this overlap VRC.

Overlap with Nordic (nc20) localization

**B40_c4****B40U_c4_stnd** VRC for patches and solutions on Baan IVc4. Ensure that you have installed Service Pack 26 in this VRC.**B40L_c4_nc20****B40U_c4_nc20** VRC for patches and solutions on the Nordic (nc20) localization. Ensure that you have installed Service Pack 26 in this localization VRC.**B40C_c4_m600** VRC that contains the initial Baan Dimensions 6.0 extension software, patches, and solutions. Ensure that you have installed Service Pack 26 (spb40c4_26m600) in this extension VRC.**B40C_c4_mn06** VRC with overlap between Baan Dimensions 6.0 and the Nordic (nc20) localization. You must install the Service Pack 26 overlap (spb40c4_26mn06) in this overlap VRC.

Chapter 3

Functional Enhancements and Important Solutions

3

This chapter describes the most important functional enhancements and important solutions for Service Pack 26. Because some solutions affect the current working of the software, note the following points.

Automatic Scrapping

Solutions 230387

When you run the Automatic Scrapping of Remaining Quantities (tdlra0208m000) session, error messages are now displayed on the report instead of on the screen.

Dimension Price Control

Solutions 231637

The expiry date of basic prices, surcharges, and discounts is now included in the effectivity period. Therefore, dimension prices, surcharges, and discounts are still valid on the expiry date.

In sessions Maintain Dimension Price Groups by Item (Groups) (tdmdm3152m000), Maintain Basic Prices (tdmdm3155m000), Maintain

Dimension Surcharge Prices (tdmdm3156m000), and Maintain Dimension Discounts by List (tdmdm3157m000), the expiry date can be equal to the effective date.

In sessions Global Update of Basic Prices (tdmdm3255m000), Global Update of Surcharges (tdmdm3256m000), and Global Update of Discounts (tdmdm3257m000), the expiry and effective date of consecutive prices, surcharges, or discounts will also be consecutive. The effective date of a new price is equal to the expiry date of the old price + one day.

In sessions Global Deletion of Basic Prices (tdmdm3255m100), Global Deletion of Surcharges (tdmdm3256m100), and Global Deletion of Discounts (tdmdm3257m100), all prices, surcharges, or discounts for which the expiry date lies on or before the specified date will be deleted.

Dimension Valuation Control

Solutions 233600

When you unpost the receipt on a purchase return order instead of a reverse booking per posted receipt variance, only one reverse booking will be made for the complete difference.

Purchase Control

Solutions 231819

When you use the **Enter Specific Orders** option in sessions Print Goods Received Notes (tdpur4410m000) and Print Storage Lists (tdpur4421m000), the other selection ranges keep their values.