



►► Baan Dimensions 6.0

Installation and Deployment Guide for Service Pack 23

© Copyright 2007 Infor Global Solutions Technology GmbH and/or its affiliates and subsidiaries

All rights reserved. The word and design marks set forth herein are trademarks and/or registered trademarks of Infor Global Solutions Technology GmbH and/or its affiliates and subsidiaries. All rights reserved. All other trademarks listed herein are the property of their respective owners.

Important Notices

The material contained in this publication (including any supplementary information) constitutes and contains confidential and proprietary information of Infor Global Solutions.

By gaining access to the attached, you acknowledge and agree that the material (including any modification, translation or adaptation of the material) and all copyright, trade secrets and all other right, title and interest therein, are the sole property of Infor Global Solutions and that you shall not gain right, title or interest in the material (including any modification, translation or adaptation of the material) by virtue of your review thereof other than the non-exclusive right to use the material solely in connection with and the furtherance of your license and use of software made available to your company from Infor Global Solutions pursuant to a separate agreement ("Purpose").

In addition, by accessing the enclosed material, you acknowledge and agree that you are required to maintain such material in strict confidence and that your use of such material is limited to the Purpose described above.

Although Infor Global Solutions has taken due care to ensure that the material included in this publication is accurate and complete, Infor Global Solutions cannot warrant that the information contained in this publication is complete, does not contain typographical or other errors, or will meet your specific requirements. As such, Infor Global Solutions does not assume and hereby disclaims all liability, consequential or otherwise, for any loss or damage to any person or entity which is caused by or relates to errors or omissions in this publication (including any supplementary information), whether such errors or omissions result from negligence, accident or any other cause.

Trademark Acknowledgements

All other company, product, trade or service names referenced may be registered trademarks or trademarks of their respective owners.

Publication Information

Document code : U9311A US
Release : Baan Dimensions 6.0
Publication date : July 07

Table of Contents

Chapter 1	Introduction.....	1-1
	Contents	1-2
Chapter 2	To install the Service Pack	2-1
	Pre-installation requirements	2-1
	To install the Service Pack.....	2-2
	Source codes of PMC Service Packs	2-4
	Derived-from VRC structure for Baan Dimensions 6.0 SP23 localizations	2-6
Chapter 3	Functional enhancements and important solutions.....	3-1

About this Guide

This Installation and Deployment Guide describes the contents of Service Pack 23 and how to install Service Pack 23 on Baan Dimensions 6.0. It is intended for Baan IVc4 installers and system administrators.

The following chapters are included:

- Chapter 1, "Introduction," briefly describes Service Pack 23 for Baan Dimensions 6.0.
- Chapter 2, "To install the Service Pack," describes how to install Service Pack 23 for Baan Dimensions 6.0.
- Chapter 3, "Functional enhancements and important solutions," describes the most important functional enhancements and solutions of Service Pack 23 for Baan Dimensions 6.0.

Send us your comments

We continually review and improve our documentation. Any remarks/requests for information concerning this document or topic are appreciated. Please e-mail your comments to documentation@infor.com.

In your e-mail, refer to the document number and title. More specific information will enable us to process feedback efficiently.

Chapter 1

Introduction

1

Service Pack 23 is intended for Baan Dimensions 6.0 users, and can only be used to upgrade existing Baan Dimensions 6.0 installations.

Service Pack 23 contains the following:

- All Baan IV bug fixes from November 13, 2006 through May 14, 2007 that needed to be built into the Baan Dimensions software.
- All Baan Dimensions bug fixes from November 18, 2006 through May 18, 2007.

The Service Pack can be installed by the PMC tool on the following hardware platforms:

- UNIX.
- Microsoft Windows.

The following table shows for which extensions and languages the Service Pack is available:

Extension	Code	Dutch (1)	English (2)	German (3)	French (4)	Swedish (9)
Baan Dimensions 6.0 SP23	B40C_c4_m600	X	X	X	X	
Overlap Baan Dimensions 6.0 SP23 and Controlling (cnt0)	B40C_c4_mc06		X	X		
Overlap Baan Dimensions 6.0 SP23 and the French localization (fre0)	B40C_c4_mf06		X		X	
Overlap Baan Dimensions 6.0 SP23 and the Nordic localization (nc20)	B40C_c4_mn06		X			X

Translations for other languages are delivered upon request.

Contents

The Service Pack CD-ROM contains the following PMC dumps and files:

- spb40c4_23m600:
Contains fixes for the Baan Dimensions 6.0 extension software and the new functionality for the extension software.
- spb40c4_23mc06:
Contains fixes for the overlap with the Controlling extension.
- spb40c4_23mf06:
Contains fixes for the overlap with the French localization.
- spb40c4_23mn06:
Contains fixes for the overlap with the Nordic localization.
- Baan Dimensions 6.0 - Installation and Deployment Guide for Service Pack 23 (U9311A US).
- Overview of solution numbers (solutions_sp23_m600.txt).

- Overview of customization parts (customization_parts_sp23_m600.txt).

Chapter 2

To install the Service Pack

2

Pre-installation requirements

Before you install Service Pack 23, the following pre-installation requirements are applicable:

- spb40c4_23m600:
 - All service packs up to and including spb40c4_23stnd
 - All service packs up to and including spb40c4_22m600

- spb40c4_23mc06:
 - All service packs up to and including spb40c4_23stnd
 - All service packs up to and including spb40c4_23cnt0
 - All service packs up to and including spb40c4_23m600
 - All service packs up to and including spb40c4_22mc06

- spb40c4_23mf06:
 - All service packs up to and including spb40c4_23stnd
 - All service packs up to and including spb40c4_23fre0
 - All service packs up to and including spb40c4_23m600
 - All service packs up to and including spb40c4_22mf06

- spb40c4_23mn06:
 - All service packs up to and including spb40c4_23stnd
 - All service packs up to and including spb40c4_23nc20
 - All service packs up to and including spb40c4_23m600
 - All service packs up to and including spb40c4_22mn06

Ensure sufficient free disk space is available; you need at least 500 MB to install the Service Pack. The required space for the dimensions data depends on the database management system you run.

Note

Ensure a backup of the \$BSE environment and data is available. If you do not have an actual backup, create a backup before you start the installation procedure.

To install the Service Pack

To install Service Pack 23 for Baan Dimensions 6.0, complete the following steps:

Copy and scan Service Pack 23

To copy and scan the Service Pack, complete the following steps:

- 1 Copy the files to the type of system on which you work:

UNIX users:

Copy the files from the CD-ROM to a temporary subfolder on your local

system. Use FTP in binary mode to transfer the data from the temporary subfolder to a temporary subdirectory in the Baan root directory, such as \${BSE}/tmp/dumps.

Windows NT users:

Copy the files from the CD-ROM to a temporary subfolder in the Baan root directory, such as e:\baan\tmp\dumps.

- 2 Ensure you install the solutions of Service Pack 23 in the same update VRC used for Service Pack 22.

If Infor alliances or customers want to upgrade customizations to the level of Service Pack 23, they can install Service Pack 23 in a separate update VRC. To do this, Infor alliances or customers must manually create a new Update VRC in PMC and use the Copy Solution Registry to Derived Update VRC (ttpmc2290m000) session. After using this session, solutions cannot be uninstalled; therefore, it is recommended to install the solutions in the same update VRC used for Service Pack 22.

- 3 Scan the PMC dumps with the Scan Solution File (ttpmc2200m000) session. Always scan the PMC dump for the Baan Dimensions 6.0 SP23 extension software (spb40c4_23m600). Depending on the extensions used in your package combinations, scan one or more of the following PMC dumps:
 - For the overlap with Controlling: spb40c4_23mc06
 - For the overlap with the French localization: spb40c4_23mf06
 - For the overlap with the Nordic localization: spb40c4_23mn06

For more information, refer to “Derived-from VRC structure for Baan Dimensions 6.0 SP23 localizations,” later in this chapter.

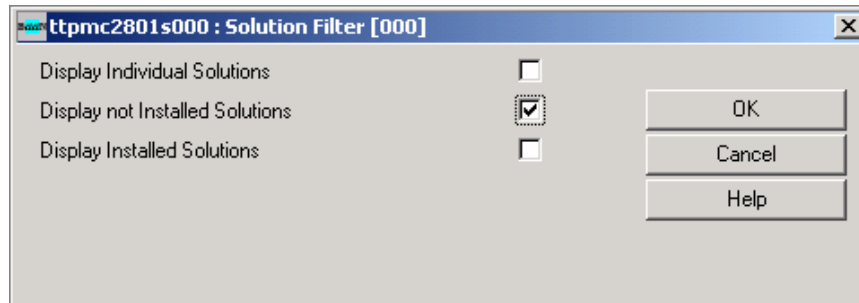
Install Service Pack 23

To install Service Pack 23, complete the following steps:

- 1 In the Process Solutions (ttpmc2101m000) session, process the PMC dumps you copied and scanned in the previous process.

Note

If you process the solution in the Process Solutions (ttpmc2101m000) session, click **Filter** and change the settings as shown in the following figure. Only the spb40c4_23m600 solution appears:



- 2 For the 40Ccm600 package combination and all derived package combinations, run the Create Runtime Data Dictionary (ttadv5210m000) session.
- 3 For all B40C_c4_m600 packages, run the Create Runtime Data Dictionary (Forms and Menus) (ttadv5214m000) session.
- 4 For all B40C_c4_m600 packages, run the Create Runtime Help (ttadv5230m000) session.
- 5 To create tables for all companies on B40C_c4_m600, run the Create Tables (ttaad4230m000) session.

Source codes of PMC Service Packs

Solutions and Service Packs created by Infor and installed through the PMC tool include the source code of modified components. The source codes of program scripts, libraries, and functions are only installed if a previous version of the source code of the component exists in the environment in which the solution or Service Pack is installed.






For example, if a fix is created for solution 71291 in the program script tdilc4202, the PMC dump for this solution contains the program script source and the program object.

This solution is installed at system X in the update VRC B40U_c4_stnd. Before you install the program script source, the PMC tool checks whether the program script source exists in the update VRC, or in a VRC in the derived-from structure for the update VRC.






If the program script source of tdilc4202 already exists, the new program script source and the program object are installed from the PMC dump of the solution. If the program script source is not found, only the program object is installed.

Before you install a solution or Service Pack through PMC, Infor alliances or customers who need the source codes must ensure the sources exist in the environment in which the solutions or Service Packs are installed.






Derived-from VRC structure for Baan Dimensions 6.0 SP23 localizations

Overlap with Controlling (cnt0) extension		
	B40_c4	
	B40U_c4_stnd	VRC for patches and solutions on Baan IVc4. Ensure you have installed Service Pack 23 in this VRC.
	B40L_c4_cnt0	
	B40U_c4_cnt0	VRC for patches and solutions on the Controlling (cnt0) extension. Ensure you have installed Service Pack 23 in this extension VRC.
	B40C_c4_m600	VRC that contains the initial Baan Dimensions 6.0 extension software, patches, and solutions. Ensure you have installed Service Pack 23 (spb40c4_23m600) in this extension VRC.
	B40C_c4_mc06	VRC with overlap between Baan Dimensions 6.0 and the Controlling (cnt0) extension. You must install the Service Pack 23 overlap (spb40c4_23mc06) in this overlap VRC.

Overlap with French (fre0) localization

	B40_c4	
	B40U_c4_stnd	VRC for patches and solutions on Baan IVc4. Ensure you have installed Service Pack 23 in this VRC.
	B40L_c4_fre0	
	B40U_c4_fre0	VRC for patches and solutions on the French (fre0) localization. Ensure you have installed Service Pack 23 in this localization VRC.
	B40C_c4_m600	VRC that contains the initial Baan Dimensions 6.0 extension software, patches, and solutions. Ensure you have installed Service Pack 23 (spb40c4_23m600) in this extension VRC.
	B40C_c4_mf06	VRC with overlap between Baan Dimensions 6.0 and the French (fre0) localization. You must install the Service Pack 23 overlap (spb40c4_23mf06) in this overlap VRC.

Overlap with Nordic (nc20) localization

	B40_c4	
	B40U_c4_stnd	VRC for patches and solutions on Baan IVc4. Ensure you have installed Service Pack 23 in this VRC.
	B40L_c4_nc20	
	B40U_c4_nc20	VRC for patches and solutions on the Nordic (nc20) localization. Ensure you have installed Service Pack 23 in this localization VRC.
	B40C_c4_m600	VRC that contains the initial Baan Dimensions 6.0 extension software, patches, and solutions. Ensure you have installed Service Pack 23 (spb40c4_23m600) in this extension VRC.
	B40C_c4_mn06	VRC with overlap between Baan Dimensions 6.0 and the Nordic (nc20) localization. You must install the Service Pack 23 overlap (spb40c4_23mn06) in this overlap VRC.

Chapter 3

Functional enhancements and important solutions

3

There are no functional enhancements and solutions for Service Pack 23 that affects the current working of the software in a way that should be explicitly mentioned.